

Robin McManus
Most Southern Place
July 2023

Sharecroppers

This is a multi-day lesson for fourth grade to incorporate into a mini unit about the Civil Rights Movement.

[Teacher background info here](#)

After the Civil War, slavery was abolished, but plantation owners still needed cheap labor to farm their fields. They decided to start using a system called sharecropping.

Pair and Share: What words do you see in the word SHARECROPPING?
What do you think it means?



What is a Sharecropper?

Let's read about it [here](#)

The Sharecropper Cycle of Poverty



1 Sharecropper is provided land and seed. In exchange, he promises landowner half the crop.



2 Sharecropper buys food and clothing on credit from landowner's store.

6 To pay debt, sharecropper must promise landowner a greater share of next year's crop.

By the time sharecroppers had shared their crops and paid their debts, they rarely had any money left. Often they were uneducated and could not argue with landowners or merchants who cheated them. A sharecropper frequently became tied to one plantation, having no choice but to work until his debts were paid.




5 When settling up, landowner says that sharecropper owes more than he has earned.



4 Sharecropper gives landowner crop to sell. Sharecropper will get half the earnings, minus the cost of his purchases for the year.




3 Sharecropper plants and harvests crop.



Let's read a few of Osceola memories about growing up the daughter of a Sharecropper.



Let's use our Analyze a Photograph sheet to look at some photographs of sharecroppers

Analyze a Photograph 




Meet the photo.
What do you see?

Is the photo?
 BLACK AND WHITE COLOR

Is there a caption?
 YES NO

If so, what does the caption tell you?

Observe its parts.
Circle what you see in the photo.

  
PEOPLE OBJECTS BOTH

What are the people doing in the photo?

What are the objects used for in the photo?

Write two words that describe the photo.


Try to make sense of it.
Who do you think took this photo?

Where do you think this photo was taken?



List something that helps you prove where it was taken.

Why do you think the photo was taken?

How does this photo compare to modern times?



Use it as historical evidence.
Where do you think you could find out more information about the people or objects in the photo?







 





Now, with a partner, choose 2-3 of the following pictures to analyze. Be ready to share your thoughts.

Analyze a Photograph

Meet the photo.	Observe its parts.	Try to make sense of it.
<p>What do you see?</p> <p>Is the photo?</p> <p><input type="checkbox"/> BLACK AND WHITE <input type="checkbox"/> COLOR</p> <p>Is there a caption?</p> <p><input type="checkbox"/> YES <input type="checkbox"/> NO</p> <p>If so, what does the caption tell you?</p>	<p>Circle what you see in the photo.</p> <p>  </p> <p>PEOPLE OBJECTS BOTH</p> <p>What are the people doing in the photo?</p> <p>What are the objects used for in the photo?</p> <p>Write two words that describe the photo.</p>	<p>Who do you think took this photo?</p> <p>Where do you think this photo was taken?</p> <p>List something that helps you prove where it was taken.</p> <p>Why do you think the photo was taken?</p> <p>How does this photo compare to modern times?</p>
		
<p style="text-align: center;">Use it as historical evidence. Where do you think you could find out more information about the people or objects in the photo?</p> <p> </p>		









Reflection questions-

Do you think sharecropping is fair? Why or why not?

How do you think sharecropping fits into the Civil Rights Movement?

Let's read about a Civil Rights hero who was a sharecropper.

Fannie Lou Hamer

